

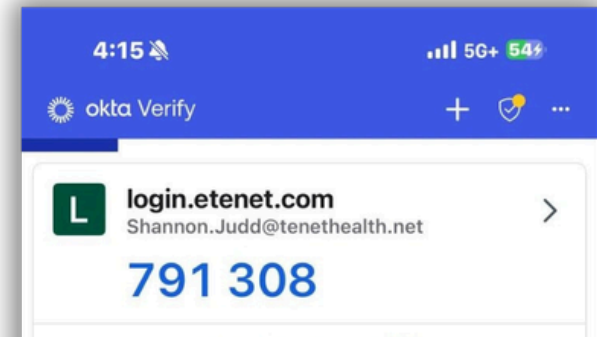
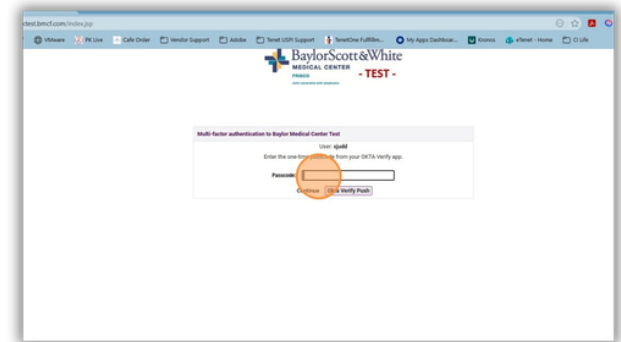
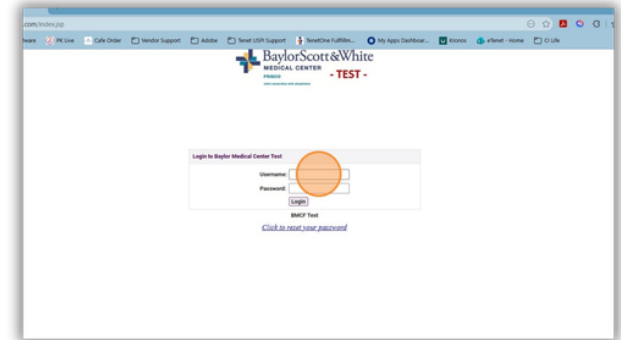
Patient Keeper with Multi-Factor Authentication (MFA) Workstation Login

Before using this guide, you must have completed eTenet registration and MFA enrollment.

- Log into workstation with BMCF credentials (unless workstation is running CPN).
- Open browser, navigate to pk.bmcf.com and enter BMCF credentials as you normally would.

Option: OKTA Code

- Click "Login"
- Click "Passcode"
- Open Okta Verify app from phone.
- Enter code from Okta Verify
- Click "Continue"



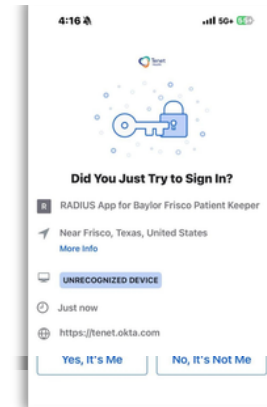
Patient Keeper with Multi-Factor Authentication (MFA) Workstation Login

Option: OKTA Push

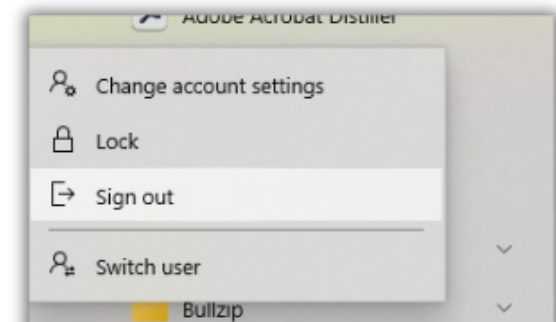
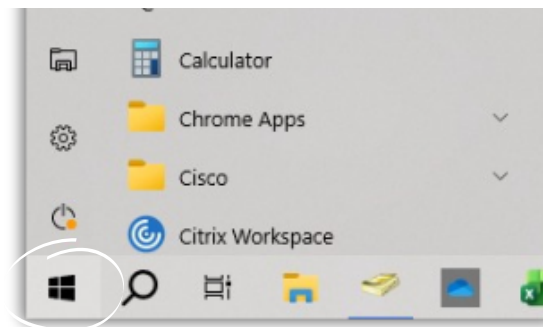
- Click "Continue Okta Verify Push"
- Click "Okta Verify Push"



- Open OKTA Verify app and approve session



- When you are complete. Log off Patient Keeper and Sign out of workstation.
- Windows Icon
- Sign Out



Patient Keeper with Multi-Factor Authentication (MFA)

Who To Contact

Issue	Who to Contact	How to Contact
MFA Enrollment problem	Tenet Service Desk	800-639-7575 TenetIdentityAccessManagement@tenethealth.com
Forgot eTenet Password	Tenet Service Desk	800-639-7575 TenetIdentityAccessManagement@tenethealth.com
Not received MFA code	Tenet Service Desk	800-639-7575 TenetIdentityAccessManagement@tenethealth.com
Patient Keeper/Commure functionality issue	Informatics/Field Support	214-407-5999
Clinical Workflow questions	Informatics	214-407-5999